

# HS Series Electric Crawler Scissor Lifts

with capacity of 450kg

**LI-ION**  
TECHNOLOGY

INNOVATIVE LITHIUM-ION



*The World of Hangcha*  
SINCE 1956

**HANGCHA**  
CANADA

# ALL THE LUM POWERED



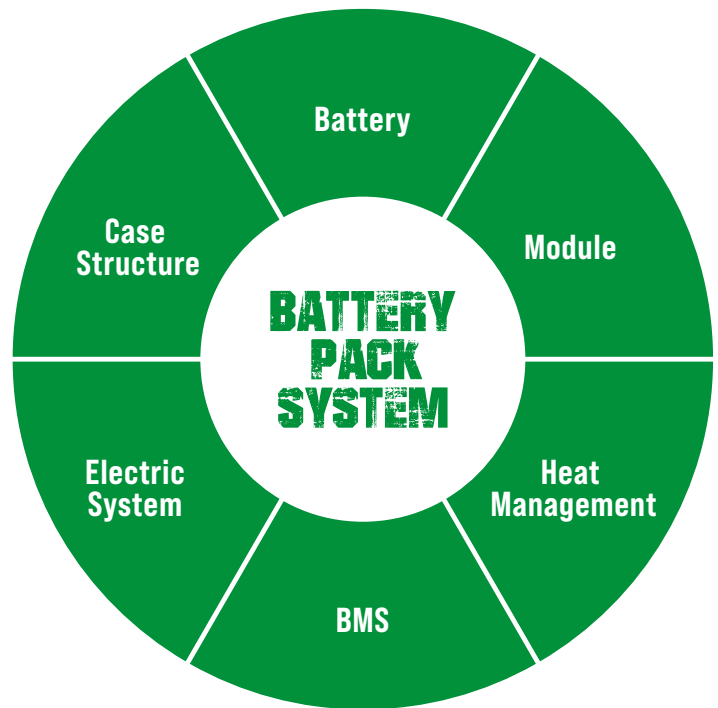
HANGCHA PROVIDES **6 YEAR**  
**OR 12000 HOURS** GUARANTEE  
ON LITHIUM BATTERY.



**6 YEARS**  
**WARRANTY**

# INNOVATIVE SOLUTIONS NEW POWER NOW

- / We use square lithium iron phosphate batteries and modules used in large quantities by commercial vehicles in mature economies.
- / The module uses an aluminum alloy frame which is sturdy, lightweight and with excellent heat dissipation.
- / Safe and effective: Charging efficiency as high as 98%, thermal runaway temperature 600 °C or above.
- / Adapted to low temperatures: Comes standard with an electrical heating feature, ensuring normal operation in low temperatures.
- / Quick charging.
- / Long-working: 4000 charging cycles, capacity retention greater than 80%.
- / Maintenance-free: Battery does not require manual maintenance.
- / Green and clean: Pollution-free, zero emissions.



***Rapid charging and opportunity charging  
ensure continuous availability of vehicles***

Allow for fast full charging or boost charging.  
They are maintenance free and do not require a  
battery change when used for multi-shift operations.



**TOUGH  
EQUIPMENT  
FOR TOUGH  
APPLICATIONS**

# HS SERIES


## ELECTRIC CRAWLER SCISSOR LIFTS

**A REAL  
STRONG  
OFF-ROAD ACTOR**

HANGCHA HS series of electric crawler scissor lifts , maximum working height is from 6.5m to 13.8m which is excellent for various indoor and outdoor un-leveling ground application.







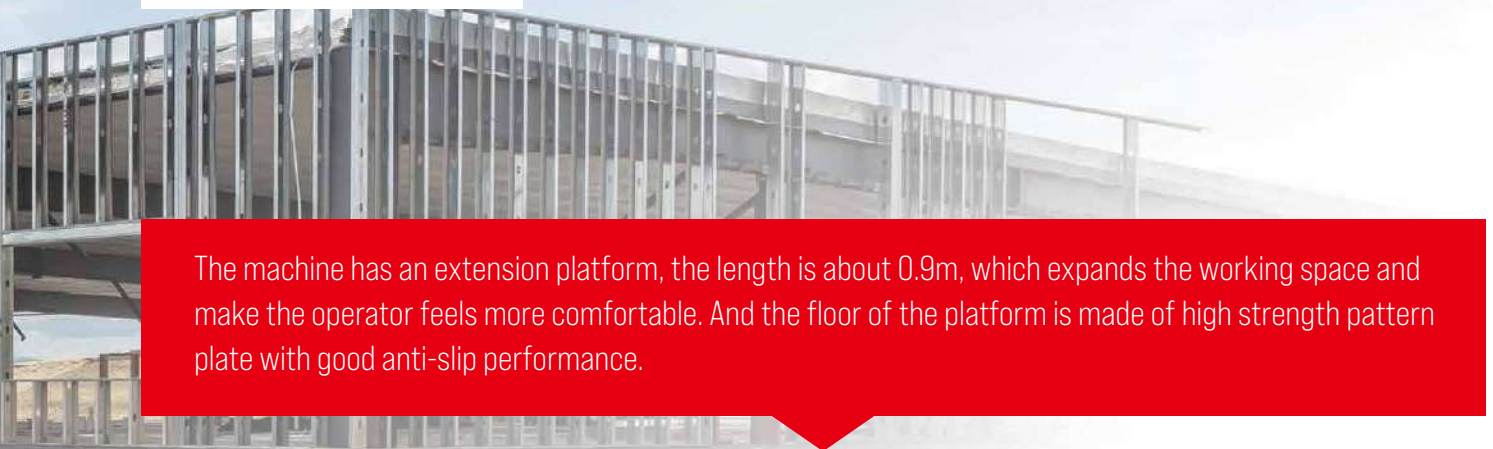
## ELECTROMAGNETIC BRAKE MAKES IT MOVE AND STOP FAST.



The machine is moving by the crawler, it has high friction coefficient and high driving strength. Fully sealed permanent magnet synchronous drive motor, it makes fast walking speed, strong power and high efficiency.



The protection class of traveling motor is IP67. Two-wheel drive, the combination of the permanent magnet synchronous motor and high-speed reducer make strong performance.



The machine has an extension platform, the length is about 0.9m, which expands the working space and make the operator feels more comfortable. And the floor of the platform is made of high strength pattern plate with good anti-slip performance.



# MOVING MORE



The steering proportional deceleration and electronic differential function can make the machine pivot steering.



## 1 BUTTON LEVELLING THE HYDRAULIC SUPPORT LEGS



Equipped with one key outrigger leveling function, automatically adjust the frame to the level state, hydraulic outrigger to enhance the stability of the equipment. At the same time, it can also operate a single outrigger to meet the operation requirements under special working conditions.



The scissor cylinder adopts proportional descent control, the moving speed changes gradually with the tilt angle of the operating joystick, and the descent is smooth and comfortable.



Lithium iron phosphate battery with large cell capacity, the total capacity reaches **8kwh**, which supports fast charging.



## Comfort

Precise modeling of parameters of permanent magnet synchronous motor closed-loop control, more comfortable control.

## Easy maintenance

Drawer design and human-machine interactive control system, easy maintenance.



# EASY TO CHARGE

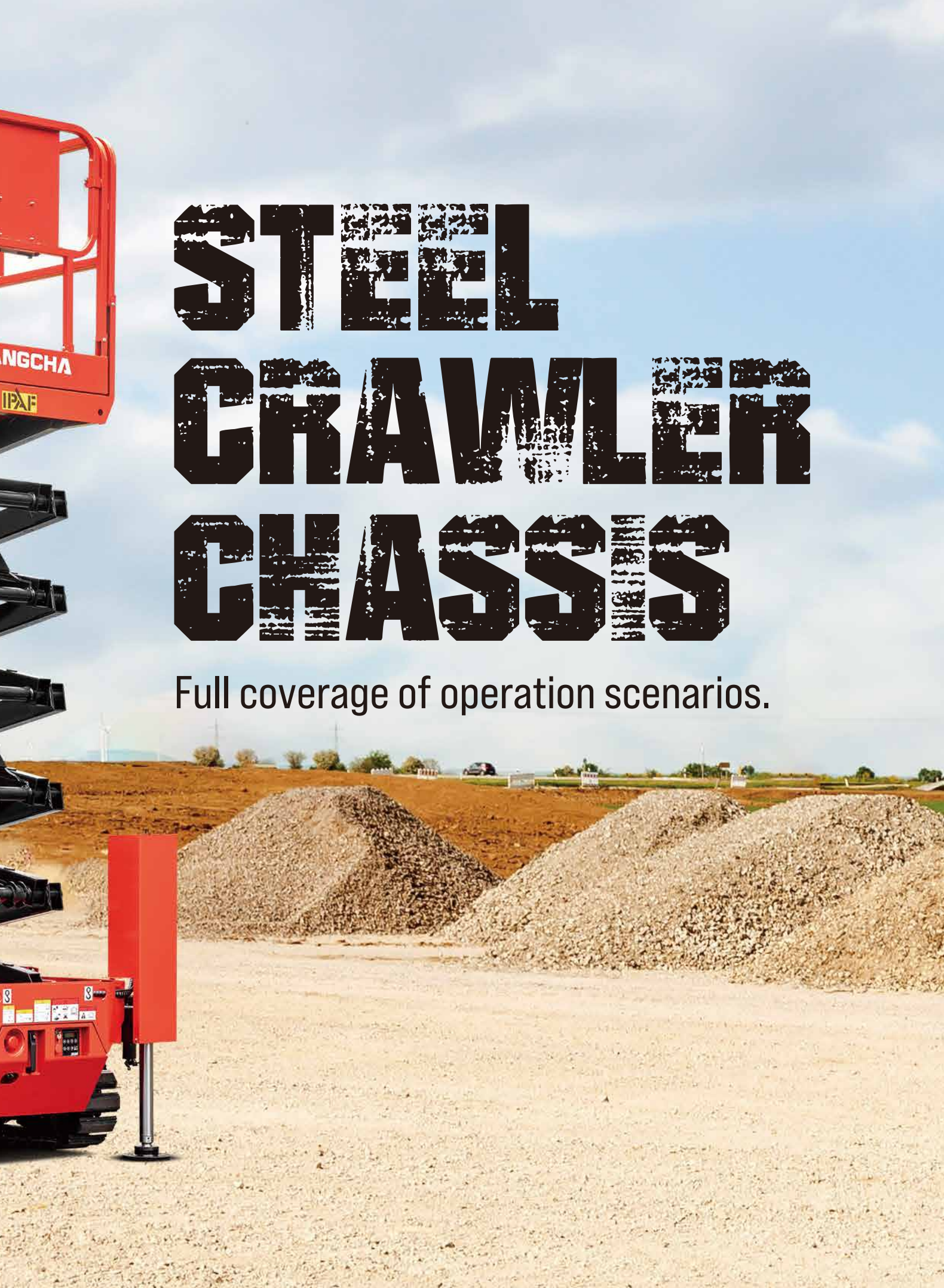
Internal high-power charger can be used by 220V household socket.









The background of the advertisement is a photograph of a construction or aggregate site. In the foreground, a red crawler chassis is partially visible on the left, with a vertical red post and a silver hydraulic cylinder. The ground is covered in light-colored gravel. In the middle ground, there are several large, conical piles of dark grey gravel. The background shows a flat, brownish landscape under a blue sky with scattered white clouds. A small white car is visible in the distance on the right.

# STEEL CRAWLER CHASSIS

Full coverage of operation scenarios.

## Standard Specification

- / Lithium Battery
- / Internal Charger
- / Permanent Magnet Synchronous Motor
- / Extension platform
- / Pivot Steering
- / Crawler chassis
- / Automatic Braking System
- / Self-Weight Lowering System
- / Oil tube Explosion-Proof System
- / Fault Diagnostic System
- / Charging Protection System
- / Over load Sensing System
- / Automatic Leveling Outriggers
- / Tilt Alarm
- / Motion Alarm
- / Horn
- / Hour Meter
- / Flashing light
- / Manual Emergency Lowering
- / Foldable Guard Rails
- / Emergency Stop Button
- / Self-Locking Gate
- / Charger Indicator
- / Manual Brake Release
- / Safe-belt Attachment Point
- / Tie-Down And Lifting Point

## Options

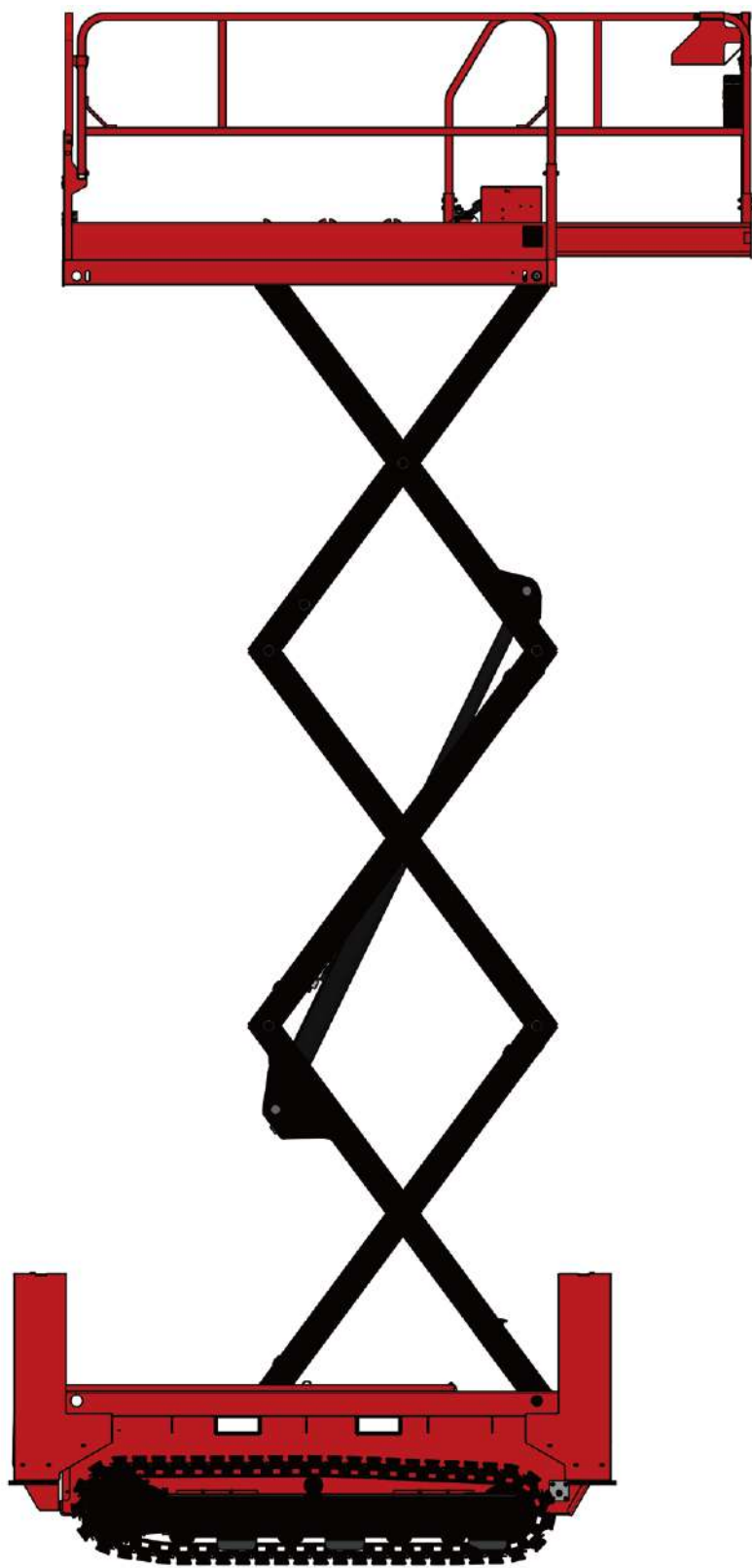
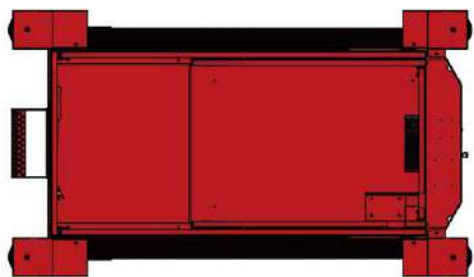
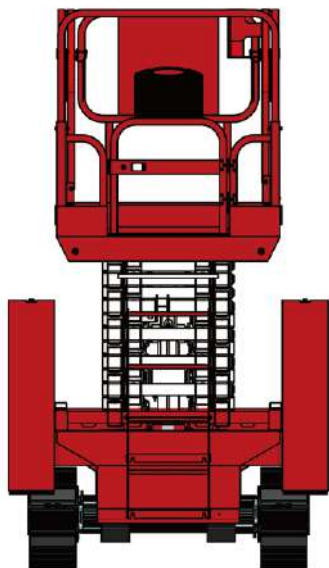

- / Socket device on the basket
- / External Fast charger 380V
- / Working Light



## HS Series Electric Crawler Scissor Lifts

	Product		Electrical crawler scissor lifts								
01	Model		HS0608TP	HS0814TP	HS1014TP	HS1214TP	HS1414TP	HS0816TP	HS1016TP	HS1216TP	HS1416TP
02	Maximum working height	m	6.5	8	10	12	13.8	8	10	12	13.8
03	Maximum platform height	m	4.5	6	8	10	11.8	6	8	10	11.8
04	Length	m	-/1.52	2.72	2.72	2.72	2.72	2.78	2.78	2.78	2.78
05	Width	m	0.78	1.4	1.4	1.4	1.4	1.6	1.6	1.6	1.6
06	Height(Guardrail Unfolded)	m	2.13	2.39	2.52	2.65	2.78	2.39	2.52	2.65	2.78
07	Height(Guardrail Folded)	m	1.76	1.85	1.98	2.11	2.24	1.85	1.98	2.11	2.24
08	Platform size	m*m	1.09*0.7	2.27*1.14	2.27*1.14	2.27*1.14	2.27*1.14	2.27*1.14	2.27*1.14	2.27*1.14	2.27*1.14
09	Extended platform length	m	0.6	0.9	0.9	0.9	0.9	0.9	0.9	0.9	0.9
10	Ground distance	m	0.075	0.13	0.13	0.13	0.13	0.13	0.13	0.13	0.13
11	Wheel base	m	-	-	-	-	-	-	-	-	-
12	Maximum load capacity	kg	230	450	450	320	320	450	450	320	320
13	Maximum load capacity of extended platform	kg	113	113	113	113	113	113	113	113	113
14	Maximum number of workers(indoor / outdoor)		1/0	2/1	2/1	2/1	2/0	2/2	2/2	2/2	2/1
15	Turning radius(inside/outside)	m	Pivot steering	Pivot steering	Pivot steering	Pivot steering	Pivot steering	Pivot steering	Pivot steering	Pivot steering	Pivot steering
16	Maximum drive speed(transport mode)	km/h	2	2	2	2	2	2	2	2	2
17	Maximum drive speed(working mode)	km/h	0	0	0	0	0	0	0	0	0
18	Maximum slope rating	%	25	30	30	30	30	30	30	30	30
19	Drive/steering		2*2	2*2	2*2	2*2	2*2	2*2	2*2	2*2	2*2
20	Maximum allowable inclination	°	1.7/1.7	1.5/3	1.5/3	1.5/3	1.5/3	1.5/3	1.5/3	1.5/3	1.5/3
21	Tyre	mm	150*72*43crawler	230 Steel rubber crawler							
22	Battery	V/Ah	24/60	80/105 Lithium battery							
23	Weight	kg	860	2470	2650	3050	3340	2870	3050	3450	3740
24	Whether equipped with Outriggers		No	No	No	No	No	Yes	Yes	Yes	Yes







## HANGCHA FORKLIFT CANADA INC.

### Company address:

100-3801 F.-X.-Tessier,  
Vaudreuil-Dorion, QC J7V 5V5

Toll Free: 877-319-HCFC (4232)

Landline: 450-319-HCFC

[info@hcforkliftcanada.com](mailto:info@hcforkliftcanada.com)

[www.hcforkliftcanada.com](http://www.hcforkliftcanada.com)



Follow us on  
Facebook



Follow us on  
YouTube



Follow us on  
WeChat



Download "Hangcha  
Forklift" App

HANGCHA GROUP CO., LTD. reserves the right to make any changes without notice concerning colors, equipment, or specifications detailed in this brochure, or to discontinue individual models. The colors of trucks, delivered may differ slightly from those in brochures.